



Relationships and Behaviour Policy

Devon School

Reviewed by:	Tonia Lewis
Date of review:	October 2024
Headteacher review:	Abbi Salisbury
Date of next review:	October 2025



Contents

	Page
School Values and School Ethos	3/4
A Relational Behaviour Model	5
General Expectations	5
What do we do to teach and promote positive managements of behaviour?	6
Viewing behaviour as a learning process	6
Our general responses to mistakes and incidents	6
Using logical consequences	7/8
Harm from dysregulated behaviour	8/9
Risk Assessment Process	9
Physical intervention (control and restraint)- the use of reasonable force	9
Screening and searching children/young people	10
How we support children with additional SEMH needs	11
Our Principles- the things we will do as adults	12
Responsibilities	12
Further Guidance	13
Appendices	
Appendix 1: Devon School Bullying Consequence Chain	15
Appendix 2: Devon School Damage Consequence Chain	16
Appendix 3: A Tool for Understanding and Reframing Behaviour	17
Appendix 4: STAR Analysis	19
Appendix 5: Behaviour Support Plan	20
Appendix 6: Environmental Checklists for children/young people with additional Social Emotional and Mental Health (SEMH) needs	21
Appendix 7: Risk Assessment Guidance	27



School Values

At our school we believe in the importance of relationships, ensuring children and young people feel valued, safe and secure, providing a sense of connection with a member of staff and a belonging to the whole school community.

Our school reflects the values of the Trauma Informed Schools Approach to understanding behaviour and supporting emotional wellbeing. The six principles of the trauma-informed approach and practice are:

- **Safety**

We must ensure we understand what safety means to individuals, families and communities. If we don't, we will not be able to ensure a sense of safety for ALL. We must ensure we create safety for those who have different experiences from our own. This means we must consider all ages, cultures, races and demographics of people. We must consider staff and co-workers. Safety means awareness of the physical, emotional and interpersonal safety.

- **Trust**

Services, operations, and decisions must be made with transparency to ensure that we build and maintain trust with service recipients and staff. When we uphold trust and transparency, we are open about the process of making difficult decisions and we invite other voices to participate and collaborate.

Trust starts with a culture of connection in relationships. Many people who have experienced trauma have experienced unsafe and disrespectful interactions and do not support the building of resilience to deal with and manage difficult life situations.

- **Peer Support**

This principle is about the culture of peer support into the whole services. Creating opportunities for peer support and self-help throughout the service, including staff support. A service that promotes peer support focuses on mutuality and possibility. Authenticity and vulnerability are essential to this work. Creating deeper mutual connections with service recipients and staff and between staff members and leaders is vital.

- **Collaboration**

A collaborative approach demonstrates an intentional shoulder to shoulder approach and breaks down hierarchies. It is essential that power differentials are broken down and the principle of multiutility and standing together is embedded throughout the organisation


- **Empowerment, voice and choice**

Organisations, staff and communities must believe in the possibility of recovery. Services must shine a light on the strengths and abilities we see with people and communities and support and build inner resilience. Many people with past trauma have experienced coercion therefore choice is important. A person must always have choice.

- **Cultural, historical and gender issues**

The service that actively moves past cultural stereotypes and biases (e.g., based on race, ethnicity, sexual orientation, age, geography) offers a gender responsive service, promotes the value and worth of cultural connections and addresses historical trauma.

We endeavour to make sure that at our school, these values run through all the school policies and practice.



School Ethos

It is a core aim of our school that every member of the school community feels valued and respected and that each person is treated fairly and well. We are a caring community whose values are built on mutual trust and respect for all. This Relationships and Behaviour Policy is therefore designed to support the way in which all members of the school can live and work together in a caring way. It aims to promote an environment where everyone feels happy, safe, secure and able to learn.

We value each individual child/young person and work with families, the community and beyond to offer diverse experiences and support. We develop children and young people to be confident, life-long learners and compassionate, respectful members of their community and the world. We always prioritise the safety of our children and young people and staff. Everything we do in school is underpinned by our safeguarding procedures.

We recognise that children and young people have a 'window of tolerance' within which they feel safe, secure and regulated. When asked to do something outside of this window they can experience stress and react accordingly. Our aim is to help our children and young people to widen their window of tolerance through teaching them about the stress-response in the brain and how they can learn to self-regulate through co-regulation with adults.

A Relational Behaviour Model

At our school we adopt and use the relational behaviour model which is the approach from Trauma Informed Schools. The key principles are as follows:

- Behaviour is something to interpret.
- Children and young people are prone to make mistakes and highly responsive to the environment and context.
- Behaviour management is predominantly through relationships.
- Children/young people who don't manage should be understood and included.
- Boundaries and limits are to keep everyone safe and to meet everyone's needs.
- Rules should be developed together and adapted where needed.
- Consequences are only used within a process of restore and repair.
- 'Inappropriate behaviour' is a sign of unmet need, stress (difficulty in coping), lack of understanding and skills.
- The causes of the difficulties are mostly in the environment and within the context of relationships.
- The solutions lie in understanding what the behaviour tells us about the child/young person and their need.
- Practice and policy effectiveness is measured by wellbeing and the capacity to adapt and make reasonable adjustments to meet the needs.



General Expectations

We have high expectations for our children and young people, while recognising some children and young people have specific needs. The following expectations cover all times of the school day and where children and young people are representing the school out of hours or off-site. This means we:

- encourage a positive attitude to learning within a safe, happy environment
- promote high expectations and enable children/young people to become independent responsible learners
- encourage a sense of respect for our community and our environment
- believe that clear, consistent routines and systems are essential to support children and young people's development and ensure the health, safety and wellbeing of everyone in our school community.

It is everyone's responsibility to remind and support children and young people where these expectations are not met. Equally it is important to comment positively when they are. Staff model expected behaviours, attitudes and habits.

Any behaviour that falls below the expectations of our school (e.g., disruption to learning, unkind or inconsiderate actions), will require some level of intervention. Remembering that every interaction is an intervention, it is important to remember that the strongest approach to support a child/young person is through their relationship with the adult. At all points we try to ensure we keep a strong connection with the child/young person having difficulties. We use positive recognition, as appropriate, to ensure the children or young people know we are still there, and we recognise their effort and any changes they have made.

At our school, staff ensure good routines are in place for:

- Start and end of day
- Transition times
- Unstructured time incl. assemblies
- Activity times such as PE
- Moving around the school
- Break and Lunchtimes



What do we do to teach and promote positive management of behaviour?

At Devon School we operate a rewards points system called Positive Points that is based on acknowledging and reinforcing positive behaviours. In each lesson, a maximum of three points are awarded for being in the right space, completing the work set and being respectful. These points are recorded on individual points sheets and collated centrally. Staff may also award 'Golden Moments' for exemplary behaviours and achievements. The points are accumulated and students can use these to buy items or experiences. Students who achieve 80% of their available half-termly point can also attend a reward celebration or activity chosen through Student Council.

Students are expected to demonstrate our school values (kindness, respect, honesty, resilience and responsibility) throughout the week. Every day, students who demonstrate these values earn a token and at the end of the week, students who have earned all their tokens for the week receive a treat on a Friday brektime.

Every Friday we have a whole school celebration assembly in which we celebrate the achievements of our students throughout the week.

We believe that all behaviour is communication, and it is our job as adults to understand what that behaviour is telling us. We need to become 'stress detectives' and ascertain both why, and why now? Finding the cause of the behaviour will help us to work alongside the child or young person in order to help them to regulate themselves both in the short term and in the longer term through developing strategies to aid their resilience.

Viewing behaviour as a learning process

At our school we accept and understand that learning how to regulate our behaviour is a learning process. At times, children and young people will push limits, boundaries and societal norms as part of their normal development. They may also react in different ways to stress, boredom, lack of understanding, over-excitement and disappointment. Using the relational model, we offer support, help and guidance to the child or young person along with co-regulation so they can develop strategies to regulate themselves and develop resilience for the future. It is our role, as fully developed adults, to help guide children and young people to make helpful and positive choices when they can by relating to them and helping them to restore and repair as required. We know that this is the best way to respond to our child/young person's behaviour and maintain our relationship with them. The approach we strive for is based on the premise of 'connection before correction'.

Our general responses incidents

Our school believes that all behaviour is communication and in the power of using restorative approaches. Such processes do not shy away from using consequences where logical, appropriate and proportionate. They also focus on the need to take responsibility for finding a constructive way forward for all concerned. This might mean a sincere apology followed by an act of kindness. Such approaches encourage the child or young person in our school to reflect and consider not only the consequences of their actions on themselves, but also the impact of their actions on others. We also support them in developing strategies to help the child or young person to regulate themselves to avoid the situation happening again in the future.

In using this process at our school, we use four questions:

- What happened?
- What were you feeling or thinking at the time?
- Who has been affected?
- What can we do to make things right? (What should happen next?)

As part of the restore and repair process, they have the chance to show the person that has been affected by their action that they are sorry. This can be in the form of verbal, written, picture or an action.

Where possible, a logical consequence (natural reparation) is used e.g. clean graffiti off the door, clean up the mess, pay for replacement of an item. Where this is not possible, a close alternative should be used.

At our school the staff work with the child or young person using psychoeducation so that they understand how their brain works and reacts to stress responses. By doing so, we provide them with the opportunity to recognise when they are becoming dysregulated and assist them (using co-regulation) in developing self-regulation strategies for the future. By developing new strategies, this ensures that they have learnt from an incident so that they can be more successful next time. The impact of our approach is evident in the relationships forged throughout the school.

Using logical consequences

The use of consequences

Consequences can be a useful response to behaviours, remembering that some behaviours result in positive consequences. When responding to unwanted behaviour, the consequences we use in our school always look at the incident with the knowledge of the stress response (and how the brain reacts), the relational model and with the aim to repair and restore through relationships.

It is helpful to view consequences as protective and/or educational. Best practice suggests that all protective consequences should run alongside educational consequences, as it is unlikely that long-term change will occur without this.

Protective consequences: these are required to protect the rights of others and keep a child or young person safe. At our school this may include:


- co-regulation to help develop self-regulation strategies
- increased staff ratio
- change of school day/timetable
- arrangements for access to outside space
- child or young person escorted in stressful situations
- differentiated teaching space
- appropriate use of exclusion (using the time to provide psychoeducation, using co-regulation to develop self-regulation strategies; reflect, amend plans and identify needs and other appropriate interventions to support.)
- Use of re-engagement sessions

Educational consequences: at our school we use these to teach, encourage, support and motivate the child or young person to behave differently next time though better understanding. These should always be logical, appropriate and proportionate. Examples include:

- ensuring the child or young person completes the task they have disrupted
- rehearsing/modelling situations through intentional teaching of prosocial behaviour
- ensure the child or young person assists with repairs where they have caused damage (when possible and practical)
- intentionally provide educational opportunities for the child or young person to learn about the impact of certain actions and behaviours
- providing the child or young person with an opportunity to ‘put things right’ through a process of reflecting, repairing and restoring relationships.

Behaviour	Possible Consequences/outcomes
Relatively low impact Examples: <ul style="list-style-type: none"> • Calling out • Distracting others • Refusal to complete assigned activity • Disrespectful comments • Swearing 	Co-regulation/support with reflection from a trusted adult <i>I can see there's something wrong (acknowledge their right to their feelings)</i> <i>I'm here to help and listen. Tell me what happened</i> <i>Be the 'Stress Detective' – be curious</i> <i>Ask WHY? And WHY NOW?</i>
Relatively higher impact Examples: <ul style="list-style-type: none"> • Bullying • Harmful behaviour • Any discriminatory behaviour • Causing significant, deliberate damage to school property 	<ul style="list-style-type: none"> • SLT notified. • Opportunity for reflection. • Restorative approach followed. • Incident and concern form completed for discriminatory incidents • Parents notified by telephone • Outcome will be personalised based on previous behaviour, severity, response from child/young person(s). • Withdrawn from or changes to timetable. Parents/carers to be informed of decision via phone or face-to-face followed by effective reintegration

At Devon School we use consequence chains to manage bullying and damages to ensure that children and young people are aware of the consequences for these behaviours and how the consequences escalate for repeated incidents, these can be found in Appendix 1 and 2.



Harm from dysregulated (stressed) behaviour

Our school always prioritises the safety and welfare of all staff and children/young people, recognising that everyone is entitled to a safe and supportive environment. Any incident (verbal or physical) which compromises safety can be perceived as harmful. Our staff understand through training that this behaviour is not necessarily deliberate, rather it is often due to a stress response.

Supporting those who have been harmed

Our staff and children and young people receive the individual support they need in response to any incident where the behaviour has compromised the wellbeing of someone else, causing harm. Occasionally there may be times, despite all reasonably practicable measures being taken, when prevention is unsuccessful and someone is harmed. At these times our school ensures that this person (adult or child/young person) is fully supported.

We always consider the following:

- are they physically safe and protected?
- do they need immediate first aid & medical treatment?
- is there a need for immediate police involvement?
- ensure they have the opportunity to talk about the incident either with a trusted person or other independent service
- give reassurance to reduce feelings of guilt and/or anxiety


Risk Assessment Process

In our school we use a risk assessment process as the starting point for preventing harm for identified vulnerable children and young people. It identifies what is likely to cause stress to them, using all the information known about them. Once all this information is collated, a strategy for supporting a situation appropriately and keeping everyone safe can be developed. An example of information to be included in the risk assessment can be found in Appendix 5.

Physical intervention (control and restraint) - the use of reasonable force

At our school we make sure we are aware of our duties of care and follow the law. The law states that it is permissible to use reasonable force to prevent children and young people committing an offence, injuring themselves or others, damaging property and to maintain good order and discipline in the classroom. The latest guidance from the DfE can be found here: [DfE Behaviour in Schools September 2022](#)

The use of physical intervention techniques is only one aspect of co-regulation and is the last resort when it is deemed absolutely necessary. It may resolve a short-term situation, but the long-term aim must be to help the child or young person to be able to self-regulate during times of stress.



If such actions are necessary, the actions that we take aim to use the minimum amount of force necessary for the minimum amount of time necessary. Where physical intervention is needed, this is recorded and reported immediately to the head teacher.

Our school follows CPI Safety Intervention. Please refer to Devon School Policy and Procedure on Physical Intervention

As part of school policy and procedure we record every incident where the use of restraint has been deemed absolutely necessary and this is recorded through the use of Behaviour watch.

Where it has been deemed necessary to use a restrictive physical intervention, the detail of this should be accurately recorded and the incident communicated to parents/carers/Local Authorities (where appropriate). Parents/ carers should be informed of the incident initially by phone and it should then be followed up in writing.

Screening and searching children and young people

At our school we are all aware that there are legal provisions which enable school staff to confiscate items from children and young people:

DfE Advice for Schools July 2022 - [Searching, Screening and Confiscation \(publishing.service.gov.uk\)](https://publishing.service.gov.uk)

From this guidance, our staff understand that they may confiscate items that are of high value, deemed inappropriate and are against the school policies or are causing concern. Where a specific policy about the item does not exist, the teacher should use their discretion about whether the item is returned to the child/young person or to their parent/guardian. Items returned to them should usually be returned no later than the end of that school day. If the item needs collecting by a parent/guardian, the teacher should ensure that the parent/guardian is made aware that an item has been confiscated – either through the child/young person or via text/phone call. Where the item is of high value or deemed inappropriate, contact should be made directly with the parent/guardian.

Staff do have the power to search without consent for “prohibited items” including:

- knives and weapons
- alcohol
- illegal drugs
- stolen items
- any article that has been or is likely to be used to commit an offence, cause personal injury or damage to property; and any item banned by the school rules which has been identified in the rules as an item which may be searched for.
- tobacco and cigarette papers
- fireworks
- pornographic images

How we support children and young people with additional Social, Emotional and Mental Health needs

We recognise that our children and young people experience a range of social, emotional and mental health needs which present themselves in many ways. These may include children and young people displaying



challenging, disruptive or stress-related behaviours. These behaviours may also reflect underlying social interaction difficulties, sensory or medical needs or clinically diagnosed needs such as attention deficit disorder, attention deficit hyperactive disorder, foetal alcohol disorder or attachment difficulties.

We will always endeavour to understand behaviour, support emotional wellbeing and make reasonable adjustments to our provision to support progress and engagement using a variety of strategies developed with key adults within the child/young person's life (staff, family, professionals) in order to best meet their needs. In Devon School, this is done in the context of an individual Behaviour Support Plan, Thrive Profile, Provision Map and regular EHCP reviews. We also recognise the needs of children and young people with Special Educational Needs and Disabilities (SEND) and follow the policies and procedures associated with supporting these children and young people, including but not limited to, the SEND Code of Practice, Equal Opportunities and Disability Act.

We understand that the communicating behaviour(s) most likely comes from a place of stress which may come from anxiety, fear or as a result of a barrier to learning. We have a duty to strive to help children and young people to return to a place of regulation, within their 'Window of Tolerance', as only then will the child or young person be in a place to learn, connect and thrive.

Ways to Support Understanding

At our school we believe that understanding what the behaviour is communicating to us is the first part for planning a response.

Our Principles - the things we will do as adults

All staff

- Seek to understand the communication behind the behaviour
- Keep the relationship at the forefront when seeking to restore and repair (connection before correction)
- Model compassion and kindness, provide hope and support, connection and belonging
- Understand that any event in a child or young person's life can impact on how they think, feel and act
- Use of logical (natural) consequences rather than just simply punishments or sanctions
- Provide routines, set limits and have clear boundaries
- Regulate our own emotions
- Co-regulate with young people and help them to develop self-regulation strategies for the future.

Head Teacher

- Leads on all aspects of this policy and model the expectations for all staff
- Ensures that all staff receive regular purposeful training to support relationships and minimise risk
- Ensures that all staff are provided with clear instructions for reporting incidents of harm and that all such reports are thoroughly investigated and responded to
- Ensures that risk assessments are carried out when required and that appropriate measures are implemented

- Is the only person authorised to suspend or exclude a child or young person (or the Deputy Headteacher in their absence)

Other Senior Leaders

- Lead on all aspects of this policy and model the expectations for all staff
- Ensure the policy is implemented effectively
- Ensure all staff are appropriately trained
- Oversee the specific needs of all children and young people across the school
- Provide support to staff, children/young people and parents/carers as necessary
- Link with outside agencies to access additional services
- Ensure that all tracking and reporting of incidents and additional needs are up to date

Classroom Staff

- Plan the teaching and learning for all children and young people
- Include parents/carers in personalised planning for their child
- Communicate regularly with parents/carers about their child's needs
- Provide specific support for children and young people experiencing any difficulties, whether this is an ongoing need or a short term difficult a child or young person may be having.

Family

- Inform the school of any concerns about changes in their child/young person's behaviour, emotional wellbeing or mental health
- Have open conversations with the school
- Engage with support offered by the school and other agencies to further support their child/young person's needs

Governors

- Ensure that appropriate policies are in place, that they are regularly reviewed, and their effectiveness monitored
- Undertake their statutory role around suspension and exclusion
- Ensure that all staff receive purposeful training in order that they can undertake their role

Further Guidance

1. [Keeping children safe in education - GOV.UK](#)
2. [Behaviour in schools guidance Sept 2022](#)
3. [Reducing the Need for Restraint and Restrictive Intervention June 2019](#)
4. [Suspension and permanent exclusion guidance](#)
5. [Searching, Screening and Confiscation July 2022](#)



6. [Positive environments where children can flourish \(2021\)](#)
7. [Creating a Culture: how school leaders can optimise behaviour \(DfE, 2017\)](#)

Date: 7.11.2024

Signed: 

Headteacher

Notes on the Following Appendices

The following appendices contain ways to help us to understand the behaviour

Appendix 1: Devon School Bullying Consequence Chain

Appendix 2: Devon School Damage Consequence Chain

Appendix 3: A Tool for Understanding and Reframing Behaviour

Appendix 4: STAR Analysis

Appendix 5: Adult Response Plan

Appendix 6: Environmental Checklists for children/young people with additional Social Emotional and Mental Health (SEMH) needs

Appendix 7: Risk Assessment Guidance



Appendix 1 – Bullying Consequence Chain

Bullying Consequence Chain

First Incident

- Victim and perpetrator will meet with their keyworkers to discuss their behaviour and the impact it has had.
- Key workers will phone parents to inform of bullying behaviour.

Second Incident

- SLT will phone home and inform parent of behaviour and next steps.
- Perpetrator will have meeting with SLT which parents will be invited to attend.

Third Incident

- Perpetrator will be issued with a re-engagement session.

Damage Consequence Chain

Low Level

Does not require maintenance

- You will donate 15 Positive Points.
- Key worker will phone parents to inform them of the damage.
- You can earn back 3 points at break and 3 points at lunchtime if you help to repair the damage you have made.

High Level

Requires maintenance or replacement

- You will donate between 30 and 75 Positive Points depending on severity.
- You will get an internal exclusion or a meeting with SLT and parents.

Photos will be taken of any damage you have caused. These will be shown to your parents and kept on your record.

Appendix 3 - A Tool for Understanding and Reframing Behaviour

Describe the behaviour Review and be curious	Reframe the Behaviour from for example: “He’s just lazy” or “She just wants to get attention” to something more helpful. Examples of reframing-	Reflections How is this behaviour understandable? What’s getting in their way/what are the barriers? How can we help?	Adult response What do we need to intentionally teach? Find the barriers and remove them
<p>Be the stress detective</p> <ul style="list-style-type: none"> - why and why now? <p>What is the typical adult response?</p> <ul style="list-style-type: none"> • Is there an adult response plan? • Is the plan helpful, shared, used and understood? • Is there a personalised stress/distress management plan? <p>Consider the environment</p> <p>Is there adequate differentiation for learning and sensory needs and personal strengths</p> <p>How are rules shared, talked about and explained?</p>	<p>Avoidant: in ‘fight/flight’ survival mode</p> <p>Defiant: in ‘fight/flight’ survival mode, coping with threat</p> <p>Aggressive(controlling): outside window of tolerance. Dysregulated in the hyperarousal state as a result of becoming distressed. Now in ‘fight’ survival mode, adaptive strategy to manage underlying vulnerability e.g. fears, anxieties, helplessness, confusion, shame, or feeling frightened</p> <p>Attention seeking: attachment/connection needing: they need time and attention for something in that moment (they do not feel safe and secure yet and trying to gain a sense of belonging)</p> <p>Withdrawn: cautious possible indicator of an emerging ‘flight/hypoarousal and or freeze’ response being used to cope with the situation</p> <p>Rude: self-protective: “I need you to know how I feel so I’m going to make you feel like it too so you will help me”, or “I don’t think you like me/don’t care”. In fight mode.</p> <p>Not engaging: doesn’t feel safe yet. possible indicator of an emerging dysregulation response being used to cope with the situation.</p>	<p>The impact of trauma</p> <p>For example-How have any adverse experiences affected their ability to trust, share attention? (confirmed or assumed)</p> <p>Feelings fuelling the behaviour</p> <p>Is the child/young person projecting their feelings onto you? Are you inadvertently re-enacting previous relationships? Are you too distressed by the behaviour to co-regulate?</p> <p>Attachment history- what is their survival strategy?</p> <p>How have earlier experiences shaped the child/young person’s preference for connecting with others? How is this being challenged/affirmed?</p> <p>Social development</p> <p>Can they play with or are they better alongside? Can they share and negotiate? Do they show empathy?</p>	<p>Structure and Predictability</p> <p>Visual routines, preparation for transitions, opportunities for sensory input and relaxation</p> <p>Adapt the learning</p> <p>Small steps, time limited, clear and realistic expectations, choice and use the child/young persons’s strengths</p> <p>Rhythmic/repetitive intervention/support.</p> <p>Relationships with the staff</p> <p>Compassionate and kindness in the greetings, verbal language and body language; genuine empathy for tough times, exploration of feelings, use of regulate/relate/reason. Use PACE.</p> <p>Relationships with peers</p> <p>Role playing and social stories, mentors, clear roles in any group activity, reduce competition, increase play and fun.</p>

Blank template

A Tool for Understanding and Reframing Behaviour

Describe the behaviour Review and be curious	Reframe the Behaviour	Reflections How is this behaviour understandable? What's getting in their way/what are the barriers? How can we help?	Adult response What do we need to intentionally teach? Find the barriers and remove them

Appendix 4: STAR Analysis

What happened at the time?	What staff could do differently in the future.
Setting (Time, environment, relationships, etc.)	
Trigger (stressors)	
Action (What happened?)	
Response (What the adults did?)	

Appendix 5: Behaviour Support Plan

Name:		DOB:		Date:	
BSP no.		Review Date:			
Potential Triggers for Behaviour	Early Indicators	Description of target behaviour	Function or Purpose of Behaviour (Why do we think the behaviours happens?)		

Proactive strategies (strategies we put in place to prevent the behaviour from occurring)	Active strategies (what to do when the behaviour starts)	Reactive strategies (how to deal with the behaviour, including physical interventions)	Relapse prevention (how to prevent the behaviour from happening again)

Appendix 6: Environmental Checklists for children/young people with additional Social Emotional and Mental Health (SEMH) needs

Consider the needs of a specific child/young person before exploring the school environment with them in mind.

The questions are designed to be prompts to inform One Planning.

The individual checklists complement each other, but separate different school environments in order to consider a child's presentation in different contexts thus drawing attention to differences and similarities. Some questions are therefore repeated.

Safety	Y/N n/a	What needs to be done
If deemed appropriate, has a risk assessment been completed to assess and manage risks involved in the provision for the child/young person?		
Have actions been taken to address identified risks?		
Have staff received appropriate training as part of addressing identified risks?		
Have parents/carers been involved in the assessment and planning to support the safety of their child/young person in school?		
Have parents/carers been informed of any incidents where safety of their child/young person has been of concern?		
Is the child/young person feeling secure in their relationships with adults and peers? (see Social Interaction section)		

The SEND Environment	Y/N n/a	What needs to be done
Has a One Page Profile been completed for this child/young person?		
Are procedures in place to share the One Page Profile with familiar adults and those unfamiliar with the child/young person eg. supply teachers?		
Is One Planning in place for this child/young person?		
Is there a current Adult Response Plan in place for the child/young person?		
Are major/repetitive incidents or communicating behaviours which cause concern analysed so changes can be planned for? (using ABC/STAR analysis tools)		
Has the school/setting communicated appropriately and effectively with the child/young person's parents/carers?		
Does the child/young person separate appropriately from parents/carers at the start of the day and return happily to them at the end of the day?		
Are parents/carers requesting parenting support at home and have they been appropriately signposted?		
Are there any outside agencies already involved in the support for the child/young person?		
If outside agencies are involved, have their recommendations been followed effectively?		
Have interventions provided by outside agencies been delivered?		

The Learning Environment	Y/N n/a	What needs to be done
Have the child/young person's views about their learning been sought?		
Is the child/young person able to access support quickly in the classroom when necessary?		
Is a Learning Support Assistant directed to support the child/young person?		
Does the Learning Support Assistant have a good understanding of the child/young person's needs?		
In line with best practice, does the Learning Support Assistant offer hover support?		
Are there procedures in place to regulate and monitor the use of personalised provision if necessary?		
Is there safe place that the child/young person can access within the classroom when necessary?		
Is the child/young person seated in a place that supports their needs eg. away from distractions or close to the exit?		
Is the child/young person able to attend to and engage with whole class learning?		
Is the child/young person seated with good role models and away from others who may prove distracting?		
Is the child/young person able to work effectively with peers in a group?		
Is the child/young person able to focus and complete independent work for an appropriate period of time?		

Are adults using positive language around and to the child/young person?		
Are adults using the language of Growth Mindset to support the child/young person?		
Are the child/young person's feelings and emotions acknowledged?		
Do staff react consistently to communicating behaviours?		
Are rewards and consequences given fairly and consistently?		
Is the child/young person given access to sensory, movement or brain breaks when necessary?		
Have the child/young person's sensory needs been explored? If so, has provision been made for them?		
Does the child/young person have good relationships with the adults in the classroom?		
Does the child/young person enjoy being given responsibility?		
Are there times when the child/young person can focus on work for longer periods of time?		
Are there specific subjects that the child/young person finds more difficult to engage with, such as Literacy or PE?		
Is the child/young person able to work outside of the classroom when appropriate?		
Is the child/young person supervised adequately when out of the classroom?		

Do all staff know how to react to the child/young person and his/her communicating behaviour when encountering them in the school?		
Is the child/young person able to follow normal school rules and routines without additional supervision e.g. using the toilets appropriately, sitting with peers in assembly?		
Is the child/young person able to line up with their peers?		
Does the child/young person have any other significant relationships with staff or children around the school?		

Social interaction (less structured environments)	Y/N n/a	What needs to be done
Have the child/young person's views about friendships and relationships with adults and peers been sought?		
Does the child/young person have friends they can play with?		
Is the child/young person able to interact appropriately with other children beyond their friendship group?		
Is the child/young person able to play safely and independently?		
Are there systems in place that allow the child/young person to access play opportunities eg. play leaders, equipment?		
Are there alternative, more structured environments available within the school available to support the child/young person eg. lunch clubs?		
Does the child/young person know how to access adult support in less structured environments?		
Do the adults supervising have a clear understanding of the child/young person's needs?		
Do staff react consistently to communicating behaviours?		
Are rewards and consequences given fairly and consistently?		

Appendix 7: Risk Assessment Guidance

Key Questions for the Risk Assessment

1. Assess the risk and reducing the potential for harm

Adopting precautionary and preventative steps which help to avoid, prevent, minimise or mitigate incidents where staff can be harmed. Maintaining a sense of proportion in relation to the assessed risk. Best practice will be to involve parents/carers and the child or young person in this risk assessment process.

Possible questions to inform the risk assessment

- What harm could occur and how severe could this be? How likely is this harm?
- What information is provided for staff, how is it communicated?
- Is the right level of training provided to relevant staff?
- Are there changes needed to the way people carry out their duties or where they work?
- Has there been sufficient accounting of the site layout and the knowledge of the immediate working environment?
- Incident recording and response to incidents.
- How is any information, reports, involvement with other agencies such as the police and Children's Social Care shared?

The assessment will include:

- Identified vulnerable child/young person (those that are most likely to become dysregulated when, where including activities and areas).
- Existing preventative measures and evaluation of the other potential risks.
- Additional preventative and control measures identified, including timescales.
- Communication procedures and review arrangements.

2. Write an action plan

Any actions should be written monitored by Head Teacher/Senior Management and Governors to ensure that all items identified have sufficient resources allocated and have been addressed. The plan should be fit for purpose and tailored to managing the specific risk presented by identified child/young person or groups of children and young people. The plan should include the following:

- Action required,
- Action by whom
- Risk priority
- Projected timescales
- Date completed

3. Monitor, Review and update the assessment

Any risk assessment should be regularly reviewed and updated. It also should be visited again following a significant incident to reflect on any learning or additional protective measures.